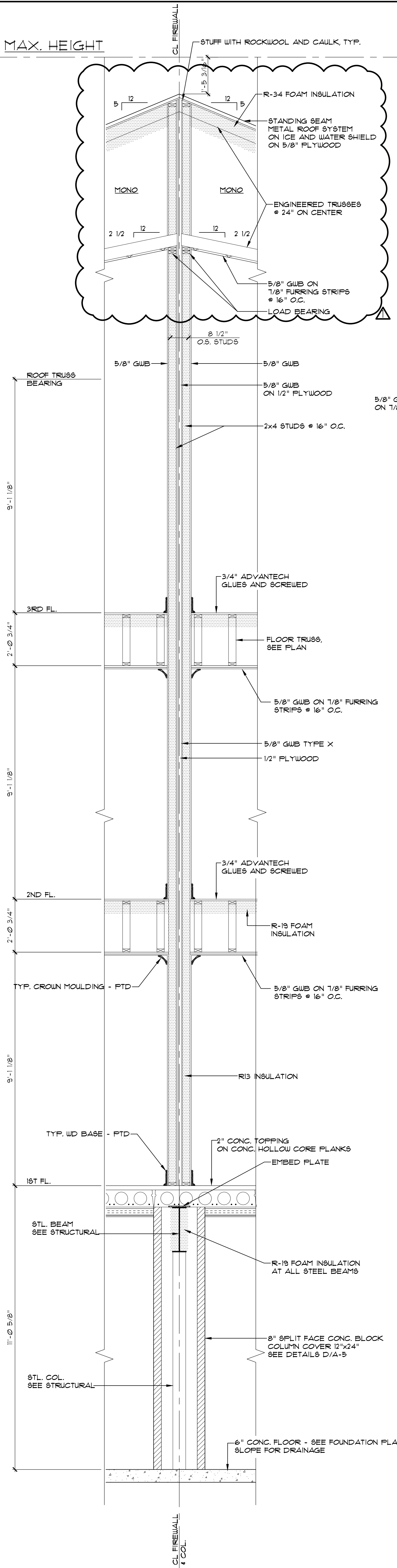
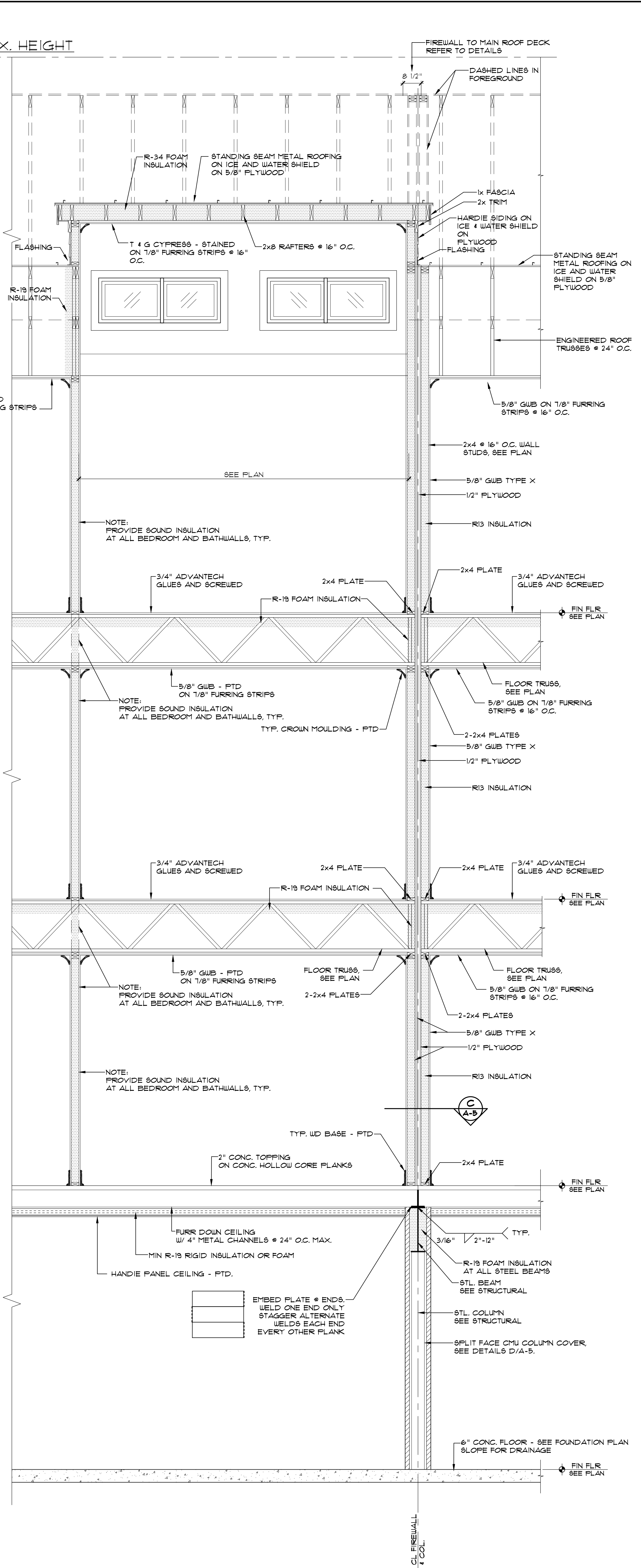


MAX. HEIGHT

MAX. HEIGHT




**1** TENANT SEPARATION SECTION AT RIDGE  
 A-55 SCALE: 1/2" = 1'-0"



**2** TENANT SEPARATION SECTION AT DORMER  
 A-55 SCALE: 1/2" = 1'-0"

THESE DRAWINGS AND SPECIFICATIONS REPRESENT AN INSTRUMENT OF SERVICE AND AS SUCH SHALL REMAIN THE PROPERTY OF THE ARCHITECT. NO REPRODUCTION BY ANY MEANS, IN WHOLE OR IN PART, WITHOUT THE ARCHITECT'S WRITTEN CONSENT, IS PROHIBITED.

SHEET NO. <b>A-5.5</b>	21014	ISSUED: 4-25-22
		DWG BY: MAF
REVISIONS		DATE
A		10/13/23



**PEPPERTREE BUILDING 34**  
 ATLANTIC BEACH, NORTH CAROLINA

Coastal Architecture  
 • Architectural Design  
 • Planning  
 • Interiors  
 AIA  
 Institute of the American Institute of Architects  
 Lee D. Dixon, Jr., AIA  
 4206 Bridges St., Ext. 4  
 Suite 6  
 Morehead City, NC 28557  
 www.CoastalArchitecture.com